

Keval India Limited

CIN: L51109WB1983PLC035843

Regd. Office: 54/10 DEBENDRA CHANDRA DEY ROAD, KOLKATA (WB), 700015
Phone- 033-66066777, Email: keval.india@rediffmail.com; Website: www.kevalindia.com
Corp. Office: 170/10, Film Colony, R.N.T. Marg, Indore- 452001, Ph.: 0731-4279626

Date: 13.01.2021

To,
The Listing Department,
The Calcutta Stock Exchange
7, Lyons Range,
Kolkata- 700 001

Sub: Shareholding Pattern for the quarter ended 31.12.2020

Dear Sir / Madam,

Please find enclosed herewith the Shareholding Pattern of the Company for the quarter ended 31.12.2020.


You are requested to take the same on your records and oblige.

Thanking You,

Yours sincerely,

For Keval India Ltd.


Diksha Rajput
Company Secretary



1 Name of Listed Entity: **Keval India Ltd.**
 2 Scrip Code/Name of Scrip/Class of Security: **21139 & 10021139**
 Share Holding Pattern Filed under Reg. 31(1)(b) for the quarter
 3 ended: **31.12.2020**

Sr. No.	Particular	Yes/No	Promoter and Promoter Group	Public shareholder	Non Promoter-Non Public
1	Whether the Listed Entity has issued any partly paid up shares?	No	No	No	No
2	Whether the Listed Entity has issued any Convertible Securities or Warrants?	No	No	No	No
3	Whether the Listed Entity has issued any Warrants?	No	No	No	No
4	Whether the Listed Entity has any shares against which depository receipts are issued?	No	No	No	No
5	Whether the Listed Entity has any shares in locked-in?	No	No	No	No
6	Whether any shares held by promoters are pledge or otherwise encumbered?	No	No	No	No
7	Whether the Listed Entity has issued any Differential Voting Rights?	No	No	No	No
8	Whether the Listed Entity has any significant beneficial owner?	No	No	No	No




Table I - Summary Statement holding of specified securities


Category	(i)	(ii)	(iii)	(iv)	(v)	(vi)	(vii) = (iv) + (v)	(viii) = (vii) * 100 / (A+B+C2)	(ix)	(x)	(xi)	(xii)	(xiii)	(xiv)
Category of shareholder	Nos. of shareholders	No. of fully paid up equity shares held	No. of Partly paid up equity shares held	No. of shares underlying Depository Receipts	Total nos. shares held	Shareholding as a % of total shares (calculate as per SCRR, 1957) As a % of (A+B+C2)	Sharehold No. of Voting Rights class of securities	Number of Voting Rights held in each class of securities	No. of Shares Underlying convertible securities (including Warrants)	Shareholding as a % assuming full conversion of convertible securities (as a percentage of diluted share capital) As a % of (A+B+C2)	Number of Locked in shares	Number of Shares pledged or otherwise encumbered	Number of equity shares held in dematerialized form	
(i)	(ii)	(iii)	(iv)	(v)	(vii) = (iv) + (v)	(viii) = (vii) * 100 / (A+B+C2)	(ix)	Total as a % of Total Voting Rights	(x)	(xi)	(xii)	(xiii)	(xiv)	
							No of Voting Rights	Class eg: X Class eg: Y						
(A) Promoter & Promoter Group	8	63375			63375	25.45	63375	63375					0	
(B) Public	120	185625			185625	74.55	185625	185625					0	
(C) Non Promoter- Non Public	0												0	
(C1) Shares underlying DIRs	0												0	
(C2) Shares held by Employee Trusts	0												0	
Total	128	249000			249000	100	249000	249000					0	



[Handwritten signature]

Table II - Statement showing shareholding pattern of the Promoter and Promoter Group

Category and name of shareholder	PAN	Nos. of shareholders	No. of shares held (fully paid up equity shares held)	No. of Party equity shares held	No. of shares underlying Depository Receipts	Total nos. shares held (VII) = (IV) + (V) + (VI)	Shareholding % calculated as per SCRR, 1957 As a % of (A+B+C2)	Number of Voting Rights held in each class of securities			No. of Shares Underlying Outstanding convertible securities (including Warrants)	Shareholding, as a % assuming full conversion of convertible securities (as a percentage of diluted share capital) As a % of (A+B+C2)	Number of Locked in shares	Number of Shares pledged or otherwise encumbered	Number of equity shares held in dematerialized form	Shareholder type	
								(IX)	(X)	(XI) = (VII) + (X)							
(i)	(ii)	(iii)	(iv)	(v)	(vi)	(vii)	(viii)	(ix)			(x)	(xi) = (vii) + (x)	(xii)	(xiii)	(xiv)		
								No of Voting Rights									
								Class eg: X	Class eg: Y	Total			(e)	(g)	(b)		
1. Indian individuals/Hindu undivided Family																	
(a) Manish Shahra		7	58375	0	0	58375	23.44	58375	0	58375	0	0	0	0	0	0	Promoter
Ruchi Mohan			5000	0	0	5000	2.01	5000	0	5000	0	0	0	0	0	0	Promoter Group
Santosh Shahra			2680	0	0	2680	1.08	2680	0	2680	0	0	0	0	0	0	Promoter Group
Mridula Devi Shahra			10000	0	0	10000	4.02	10000	0	10000	0	0	0	0	0	0	Promoter
Suresh Chandra Shahra			15500	0	0	15500	6.22	15500	0	15500	0	0	0	0	0	0	Promoter
Usha Devi Shahra			10000	0	0	10000	4.02	10000	0	10000	0	0	0	0	0	0	Promoter
Bhavna Goel			8105	0	0	8105	3.26	8105	0	8105	0	0	0	0	0	0	Promoter Group
Central Government/State Government(s)		0	7090	0	0	7090	2.85	7090	0	7090	0	0	0	0	0	0	Promoter Group
Financial Institutions/Banks		0	0	0	0	0	0	0	0	0	0	0	0	0	0	0	
Any Other (Specify)		1	5000	0	0	5000	2.01	5000	0	5000	0	0	0	0	0	0	
Bodies Corporate			0	0	0	0	0	0	0	0	0	0	0	0	0	0	
Shahra Brothers Pvt. Ltd.			5000	0	0	5000	2.01	5000	0	5000	0	0	0	0	0	0	Promoter Group
Sub-Total (A)(1)		8	63375	0	0	63375	25.45	63375	0	63375	0	0	0	0	0	0	




2	Foreign Individuals (Non- Resident Individuals/ Foreign Individuals)	0		0		0		0		0		0		0		0		0	
		0		0		0		0		0		0		0		0		0	
(a)	Government	0		0		0		0		0		0		0		0		0	
		0		0		0		0		0		0		0		0		0	
(b)	Institutions	0		0		0		0		0		0		0		0		0	
		0		0		0		0		0		0		0		0		0	
(c)	Foreign Portfolio Investor	0		0		0		0		0		0		0		0		0	
		0		0		0		0		0		0		0		0		0	
(d)	Any Other (Specify)	0		0		0		0		0		0		0		0		0	
		0		0		0		0		0		0		0		0		0	
(e)	Sub-Total (A)(2)	0		0		0		0		0		0		0		0		0	
		0		0		0		0		0		0		0		0		0	
Total	Shareholding of Promoter and Promoter Group (A)= (A)(1)+(A)(2)	8		63375		25.45		63375		25.45		63375		25.45		63375		25.45	
		8		63375		25.45		63375		25.45		63375		25.45		63375		25.45	



[Handwritten signature]

Table III - Statement showing shareholding pattern of the Public shareholder

Category and name of shareholder	PAN	Nos. of shareholders	No. of fully paid up equity shares held	No. of Party paid up equity shares held	No. of underlying Depository Receipts	Total nos. shares held (VII) = (IV)+(V)+(VI)	Shareholding % calculated as per SCRR, 1957 As a % of (A+B+C2)	Number of Voting Rights securities	Number of Voting Rights held in each class of securities			No. of Shares Underlying Outstanding convertible securities (including Warrants)	Total Shareholding as a % assuming full conversion of convertible securities (as a percentage of diluted share capital) As a % of (A+B+C2)	Number of Locked in shares		Number of Shares pledged or otherwise encumbered	Number of equity shares held in dematerialized form	
									Class: X	Class: egypt	Total			(a)	(b)			(a)
(I)	(II)	(III)	(IV)	(V)	(VI)	(VII)	(VIII)	(IX)				(X)	(XI)	(XII)	(XIII)	(XIV)		
								No of Voting Rights						No.	As a % of total Shares held	No.	As a % of total Shares held	
1																		
(a)	Institutions Mutual Funds/		0	0	0	0		0	0	0	0	0	0	0	0	0	0	0
(b)	Venture Capital Funds		0	0	0	0		0	0	0	0	0	0	0	0	0	0	0
(c)	Alternate Investment Funds		0	0	0	0		0	0	0	0	0	0	0	0	0	0	0
(d)	Foreign Venture Capital Investors		0	0	0	0		0	0	0	0	0	0	0	0	0	0	0
(e)	Foreign Portfolio Investors		0	0	0	0		0	0	0	0	0	0	0	0	0	0	0
(f)	Financial Institutions/ Banks		0	0	0	0		0	0	0	0	0	0	0	0	0	0	0
(g)	Insurance Companies		0	0	0	0		0	0	0	0	0	0	0	0	0	0	0




Any Other (specify)	5	174125	0	0	0	174125	69.93	174125	0	174125	69.93	0	0	0	0	0
Sarthak Global Ltd.	AALCS0397N	42885	0	0	0	42885	17.22	42885	0	42885	17.22	0	0	0	0	0
Anandmangal Investment & Finance Pvt. Ltd.	AAACAB3598	37000	0	0	0	37000	14.86	37000	0	37000	14.86	0	0	0	0	0
Promise Securities Pvt. Ltd.	AAACP6634N	37000	0	0	0	37000	14.86	37000	0	37000	14.86	0	0	0	0	0
Urvashi Worldwide Pvt. Ltd.	AAACU2067I	36840	0	0	0	36840	14.80	36840	0	36840	14.80	0	0	0	0	0
Addax Trading Pvt. Ltd.	AADCA5803P	20400	0	0	0	20400	8.19	20400	0	20400	8.19	0	0	0	0	0
Sub-Total (B)(3)		185625	0	0	0	185625	74.55	185625	0	185625	74.55	0	0	0	0	0
Total Public Shareholding (B)-(B)(1)-(B)(2)-(B)(3)		185625	0	0	0	185625	74.55	185625	0	185625	74.55	0	0	0	0	0

(e)



Table IV - Statement showing shareholding pattern of the Non Promoter- Non Public Shareholder

Category and name of shareholders	PAN	Nos. of shareholder	No. of fully paid up equity shares held	No. of Partly paid up equity shares held	No. of underlying Depository Receipts	Total nos. shares held (VII) = (IV)+(V)+(VI)	Shareholding as % calculated as per SCRR, 1957 As a % of (A+B+C2)	Number of Voting Rights securities	No. of Shares Underlying Outstanding convertible securities (including Warrants)	Shareholding as a % assuming full conversion of convertible securities (as a percentage of diluted share capital) As a % of (A+B+C2)	Number of Locked in shares		Number of Shares pledged or otherwise encumbered	Number of equity shares held in dematerialized form
											(X)	(XI)		
(I)	(II)	(III)	(IV)	(V)	(VI)	(VII)	(VIII)	(IX) No of Voting Rights	(X)	(XI)	(XII)	(XIII)	(XIV)	
								Class eg. X	Class eg. Y	Total	(a)	(b)	(a)	(b)
1	Custodian/DR Holder													
	Employee Benefit Trust (under SEBI (Share based Employee Benefit) Regulations, 2014)													
2	Total Non-Promoter- Non Public Shareholding (C) = (C1)+(C2)													



1 Name of Listed Entity:

Keval India Ltd.

2 Scrip Code/Name of Scrip/Class of Security:

21139 & 10021139

Share Holding Pattern Filed under Reg. 31(1)(b) for the quarter

3 ended:

31.12.2020

Sr. No.	Particular	Yes/No	Promoter and Promoter Group	Public shareholder	Non Promoter-Non Public
1	Whether the Listed Entity has issued any partly paid up shares?	No	No	No	No
2	Whether the Listed Entity has issued any Convertible Securities or Warrants?	No	No	No	No
3	Whether the Listed Entity has issued any Warrants?	No	No	No	No
4	Whether the Listed Entity has any shares against which depository receipts are issued?	No	No	No	No
5	Whether the Listed Entity has any shares in locked-in?	No	No	No	No
6	Whether any shares held by promoters are pledge or otherwise encumbered?	No	No	No	No
7	Whether the Listed Entity has issued any Differential Voting Rights?	No	No	No	No
8	Whether the Listed Entity has any significant beneficial owner?	No	No	No	No




Table I - Summary Statement holding of specified securities

Category	Category of shareholder	Nos. of shareholders	No. of fully paid up equity shares held	No. of Party paid up equity shares held	No. of shares underlying Depository Receipts	Total nos. shares held	Shareholding as a % of total no. of shares (calculated as per SCRR, 1957) As a % of (A+B+C2)	No. of Voting Rights held in each class of securities	Shareholding as a % assuming full conversion of convertible securities (as a percentage of diluted share capital) As a % of (A+B+C2)	No. of Shares Underlying convertible securities (including Warrants)	Shareholding as a % assuming full conversion of convertible securities (as a percentage of diluted share capital) As a % of (A+B+C2)	Number of Locked in shares		Number of Shares pledged or otherwise encumbered		Number of equity shares held in dematerialized form	
												(X)	(XI)	(XII)	(XIV)		
(I)	(II)	(III)	(IV)	(V)	(VI)	(VII) = (IV)+(V)	(VIII)	(IX)	(X)	(XI)	(XII)	(a)	(b)	(a)	(b)	(XIV)	
								No of Voting Rights				Class eg: X eg: Y	Total	Total as a % of Total Voting Rights			
(A)	Promoter & Promoter Group	8	63375			63375	25.45	63375				63375	25.45				
(B)	Public	120	185625			185625	74.55	185625				185625	74.55				
(C)	Non Promoter- Non Public	0															
(C1)	Shares underlying DRs	0															
(C2)	Shares held by Employee Trusts	0															
	Total	128	249000			249000	100	249000				249000	100				


Table II - Statement showing shareholding pattern of the Promoter and Promoter Group

(i)	(ii)	(iii)	(iv)	(v)	(vi)	(vii)	(viii)	(ix)	(x)	(xi) = (vii) + (x)	(xii)		(xiii)	(xiv)	Shareholder type
											No. of Voting Rights	No. of Locked in shares			
			No. of fully paid up equity shares held	No. of Partly paid-up equity shares held	No. of shares underlying Depository Receipts	Total nos. shares held	Shareholding % calculated as per SCRR, 1957 As a % of (A+B+C2)	No. of securities	No. of Shares Underlying convertible securities (including Warrants)	Shareholding as a % assuming full conversion of convertible securities (as a percentage of diluted share capital) As a % of (A+B+C2)	As a % of total Shares held	As a % of total Shares held	Number of Shares pledged or otherwise encumbered	Number of equity shares held in dematerialized form	
			(iv)	(v)	(vi)	(vii) = (iv) + (v) + (vi)	(viii)	(ix)	(x)	(xi) = (vii) + (x)	(a)	(b)	(c)	(xiv)	
						Class eg: X Class eg: Y Total			Total as a % of Total Voting Rights						
1	Indian	7	58375	0	0	58375	23.44	58375	0	0	0	0	0	0	
(a)	Individuals/Hindu undivided Family														
	Manish Sharma		5000	0	0	5000	2.01	5000	0	0	0	0	0	0	Promoter
	Ruchi Mohan		2680	0	0	2680	1.08	2680	0	0	0	0	0	0	Promoter Group
	Santosh Sharma		10000	0	0	10000	4.02	10000	0	0	0	0	0	0	Promoter Group
	Mridula Devi Sharma		15500	0	0	15500	6.22	15500	0	0	0	0	0	0	Promoter
	Suresh Chandra Sharma		10000	0	0	10000	4.02	10000	0	0	0	0	0	0	Promoter
	Usha Devi Sharma		8105	0	0	8105	3.26	8105	0	0	0	0	0	0	Promoter Group
	Bhavina Goel		7090	0	0	7090	2.85	7090	0	0	0	0	0	0	Promoter Group
	Central Government/ State Government(s)	0	0	0	0	0	0	0	0	0	0	0	0	0	
(b)	Financial Institutions/Banks	0	0	0	0	0	0	0	0	0	0	0	0	0	
(c)	Any Other (specify)	1	5000	0	0	5000	2.01	5000	0	0	0	0	0	0	
(d)	Corporate Bodies		0	0	0	0	0	0	0	0	0	0	0	0	
	AAEC8687G		5000	0	0	5000	2.01	5000	0	0	0	0	0	0	Promoter Group
	Sub-Total (A)(1)	8	63375	0	0	63375	25.45	63375	0	0	0	0	0	0	




Table III - Statement showing shareholding pattern of the Public shareholder

Category and name of shareholder	PAN	Nos. of shareholder	No. of fully paid up equity shares held	No. of party paid up equity shares held	No. of underlying Depository Receipts	Total nos. shares held (VII) = (IV) + (V) + (VI)	Shareholding % calculated as per SCRR, 1957 As a % of (A+B+C2)	Number of securities	Number of Voting Rights held in each class of securities		No. of Shares Outstanding convertible securities (including Warrants)	Total Shareholding, as a % assuming full conversion of convertible securities (as a percentage of diluted share capital) As a % of (A+B+C2)	Number of Locked in shares		Number of Shares pledged or otherwise encumbered	Number of equity shares held in dematerialized form
									(X) No of Voting Rights	(XI) Total as a % of Total Voting Rights			(XII) No.	(XIII) As a % of total Shares held		
(I)	(II)	(III)	(IV)	(V)	(VI)	(VII) = (IV) + (V) + (VI)	(VIII)	(IX)	Class eg: X Class eg: Y Total		(X)	(XI)	(XII)	(XIII)	(XIV)	
1 Institutions																
(a) Mutual Funds/			0	0	0	0		0	0	0	0	0	0	0	0	0
(b) Venture Capital Funds			0	0	0	0		0	0	0	0	0	0	0	0	0
(c) Alternate Investment Funds			0	0	0	0		0	0	0	0	0	0	0	0	0
(d) Foreign Venture Capital Investors			0	0	0	0		0	0	0	0	0	0	0	0	0
(e) Foreign Portfolio Investors			0	0	0	0		0	0	0	0	0	0	0	0	0
(f) Financial Institutions/Banks			0	0	0	0		0	0	0	0	0	0	0	0	0
(g) Insurance Companies			0	0	0	0		0	0	0	0	0	0	0	0	0



Any Other (specify)	5	174125	0	0	0	174125	69.93	174125	0	0	0	0	0	0	0	0	0
Sarthak Global Ltd.		42885	0	0	0	42885	17.22	42885	0	0	0	0	0	0	0	0	0
Anandmangal Investment & Finance Pvt. Ltd.		37000	0	0	0	37000	14.86	37000	0	0	0	0	0	0	0	0	0
Promise Securities Pvt. Ltd.		37000	0	0	0	37000	14.86	37000	0	0	0	0	0	0	0	0	0
Urvashti Worldwide Pvt. Ltd.		36840	0	0	0	36840	14.80	36840	0	0	0	0	0	0	0	0	0
Admix Trading Pvt. Ltd.		20400	0	0	0	20400	8.19	20400	0	0	0	0	0	0	0	0	0
Sub-Total (B)(3)	120	185625	0	0	0	185625	74.55	185625	0	0	0	0	0	0	0	0	0
Total Public Shareholding (B)= (B)(1)+(B)(2)+(B)(3)	120	185625	0	0	0	185625	74.55	185625	0	0	0	0	0	0	0	0	0

(e)



[Handwritten signature]

Table IV - Statement showing shareholding pattern of the Non Promoter- Non Public Shareholder

Category and name of shareholders	PAN	Nos. of shareholder	No. of fully paid up equity shares held	No. of Partly paid up equity shares held	No. of underlying Depository Receipts	Total nos. shares held (VII) = (IV)+(V)+(VI)	Shareholding % calculated as per SCRR, 1957 As a % of (A+B+C2)	Number of Voting Rights securities	No. of Shares Underlying convertible securities (including Warrants)	Shareholding, as a % assuming full conversion of convertible securities (as a percentage of diluted share capital) As a % of (A+B+C2)	Number of Locked in shares		Number of Shares pledged or otherwise encumbered	Number of equity shares held in dematerialized form
											(IX) No of Voting Rights	(X) Total as a % of Total Voting Rights		
1		(I)	(IV)	(V)	(VI)	(VII) = (IV)+(V)+(VI)	(VIII)	(IX)	(X)	(XI)	(XII) (a)	(XIII) (b)	(XIV)	
Custodian/DR Holder														
2														
Employee Benefit Trust (under SEBI (Share based Employee Benefit) Regulations, 2014)														
Total Non-Promoter- Non Public Shareholding (C) = (C1)+(C2)														

